

REVISIONS		
REV	DESCRIPTION	DATE

MATERIAL

FINISH

DRAWING INTERPRETATIONS	
PROJECTIONS 	DIMENSIONS INCHES MILLIMETERS

UNSPECIFIED TOLERANCES  
DECIMALS ±.020 (±.510 mm); ANGULAR ±1°

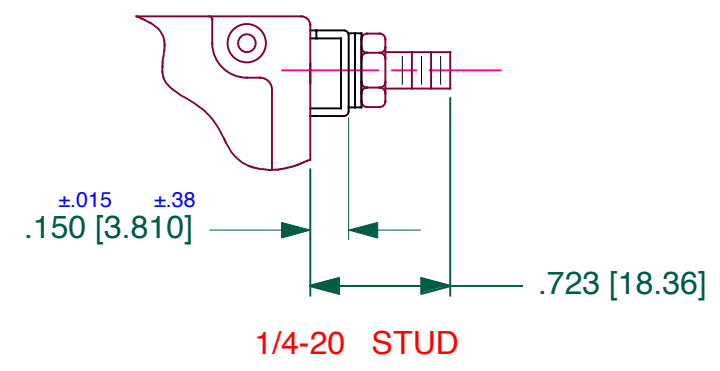
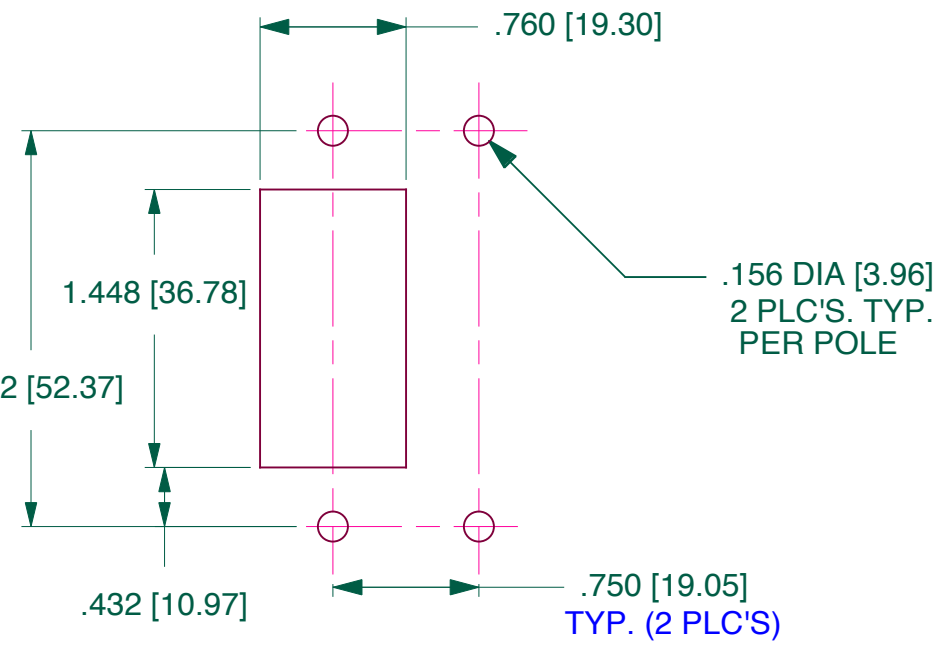
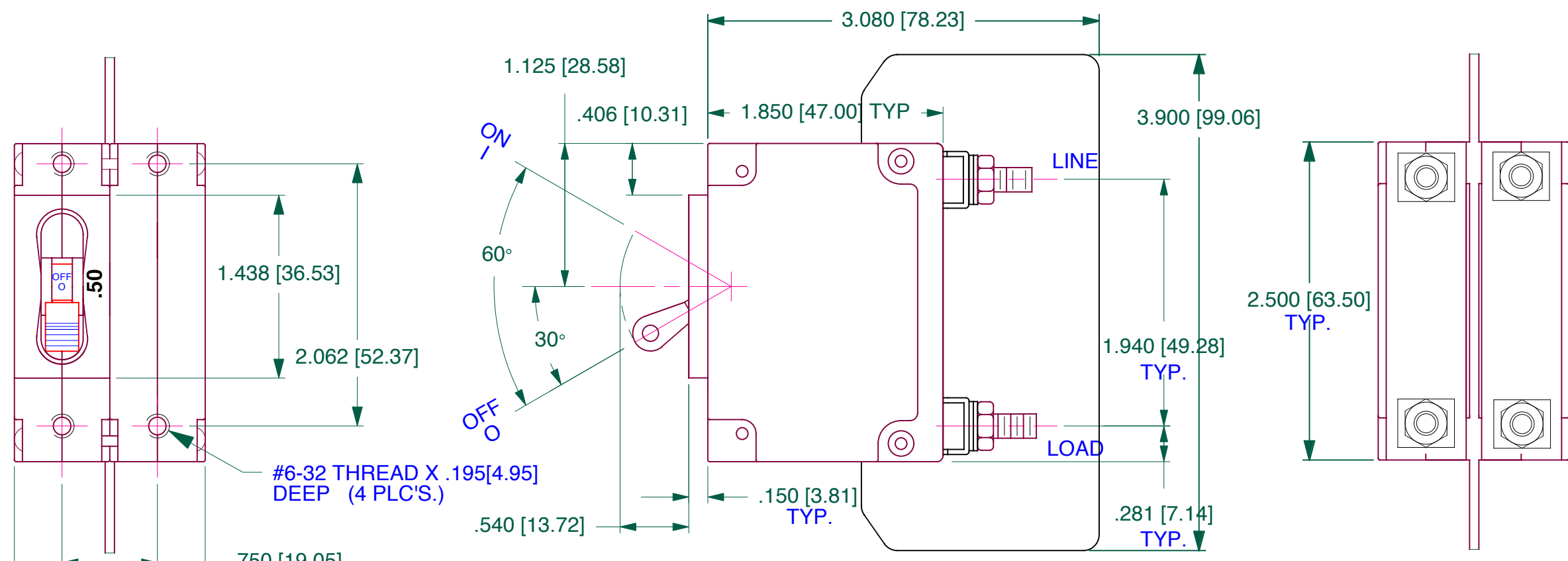
DRAWN BY: <b>MM</b> 4-19-13	CHECKED BY:	SCALE <b>NONE</b>
APPROVED BY:	DATE APPROVED	

**DO NOT SCALE DRAWING**

TITLE  
**"C SERIES"  
CIRCUIT BREAKER**

**Carling Technologies**  
CIRCUIT BREAKER DIVISION  
PLAINVILLE, CT

SIZE <b>B</b>	DRAWING NO. <b>CB2-X0-16-236-321-BG</b>	REV <b>01</b>
------------------	--	------------------



**LABEL INFORMATION:**  
 FL. AMPS P1 80  
 FL. AMPS P2 .5  
 MAX VOLTS 125  
 FREQ. HZ DC  
 DELAY 14(MEDIUM  
 CIRCUIT: B0(SERIES)

SPECIAL PURPOSE NOT  
FOR GENERAL USE

**PANEL CUTOUT DETAIL**  
TOLERANCES ±.005 [.12]

CONTROL SYMBOLS	
	<b>CRITICAL</b>
	<b>MAJOR</b>

TOOL NO.	REV
REFERENCE NO.	
SHEET OF	